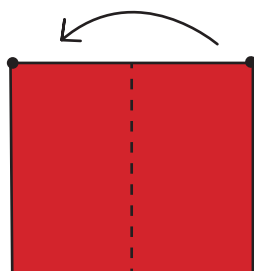
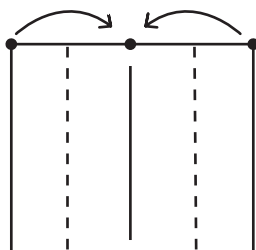


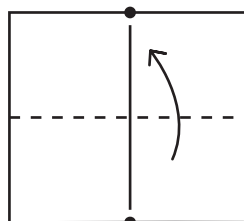
Origami Moose



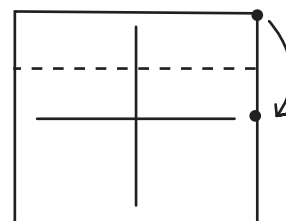
1. Fold in half to make crease & unfold. Flip over.



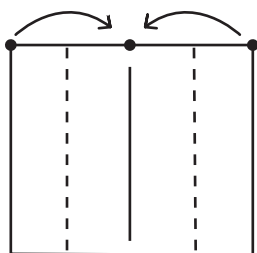
2. Fold to make creases.



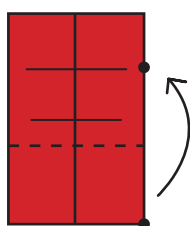
3. Fold in half to make crease.



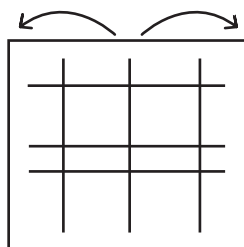
4. Fold to make crease.



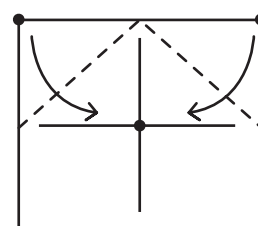
5. Fold back along previous creases.



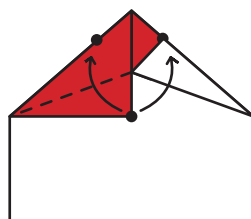
6. Fold to crease.



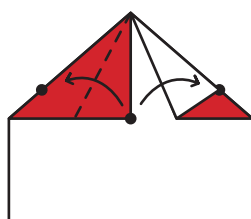
7. Unfold all.



8. Fold to center.




9. Fold and unfold. Repeat.



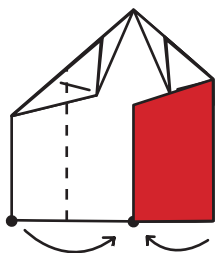
10. Fold and unfold. Repeat.



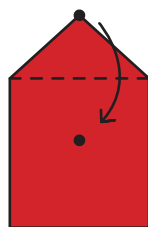
11. Bring both points to the middle, fold along creases. Repeat.



12. Fold and flatten down point. Repeat.



13. Fold to middle. Repeat and flip over.



14. Fold.



15. Fold and unfold.



16. Fold and unfold.




17. Bring both points to the middle and fold along creases.



18. Fold and flatten down point.



19. Flip over.



20. Gently pull out folds and flatten.



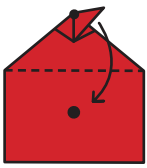
21. Fold on each side. Flip over.



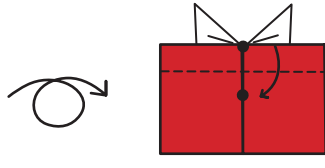
22. Flip over.



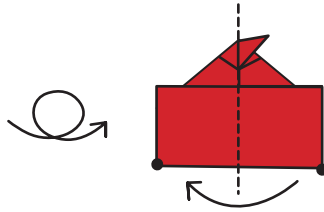
Origami Moose (continued)



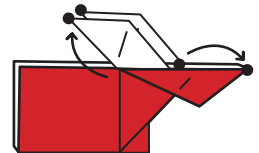
23. Fold to point. Flip over.



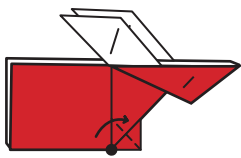
24. Fold to point.



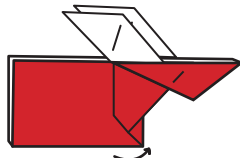
25. Fold in half.



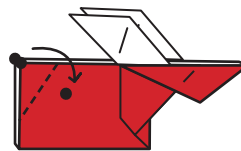
26. Pull out ears and nose. Flatten.



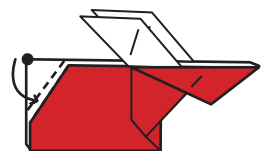
27. Fold to make crease. Repeat on other side.



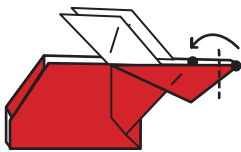
28. Fold to tuck in corner. Repeat on other side.



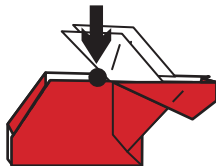
29. Fold to make crease. Repeat on other side.



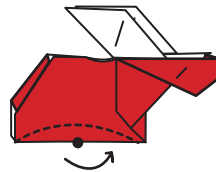
30. Fold to tuck point inside. Repeat on other side.



31. Make crease. Fold to tuck in point.



32. Pinch & press down on point to give moose shape.



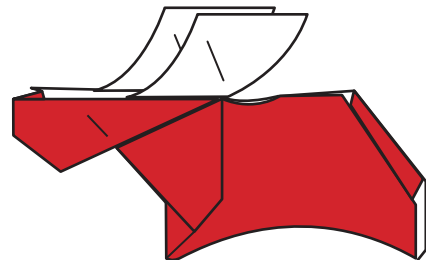
33. Fold to make crease. Repeat on other side.



34. Fold to make crease. Repeat on other side.



35. Curl antlers. Repeat on other side.



36. Done!